

SOLOMON

Solomon Technology Corporation Investor Presentation 2021

August 31, 2021



SOLOMON Technology Corporation

SOLOMON

For

**President Securities Corporation
Q3 Investment Outlook Forum**

Disclaimer

The following presentation and its associated contents contain forward-looking statements regarding operational strategy, financial results and business forecasts, which are based on internal information of the Company and observations of the overall external environment.

Forward-looking statements should not be understood or construed as guarantees of future performance, as such projections involve factors including but not limited to market demand, price fluctuations, competitive situation, global economic activity, foreign exchange rates, and other uncertainties beyond the control of the Company that may cause actual results to differ.

Information presented herein are based upon the Company's assumptions of the future outlook to date, and are not representative, explicit or implicit, of correctness, completeness or reliability. Should there be subsequent changes in circumstances, the Company does not assume any responsibility to update or review forward-looking statements.

The contents of this presentation should not be copied, edited, revised, shared or repurposed in any way without the knowledge or consent of the Company.

Agenda

- ✂ **Company Profile**
- ✂ **Financial Results**
- ✂ **Outlook & Strategy**
- ✂ **Q&A**

Agenda

※ **Company Profile**

※ Financial Results

※ Outlook & Strategy

※ Q&A

SOLOMON

Company Profile

Established: 1990

Publicly Listed: 1996 (TWSE 2359)

Capital: NT\$1.715 billion

Core Businesses: Machine Vision, IoT, Robotics, Automation, Energy Equipment, Optoelectronics

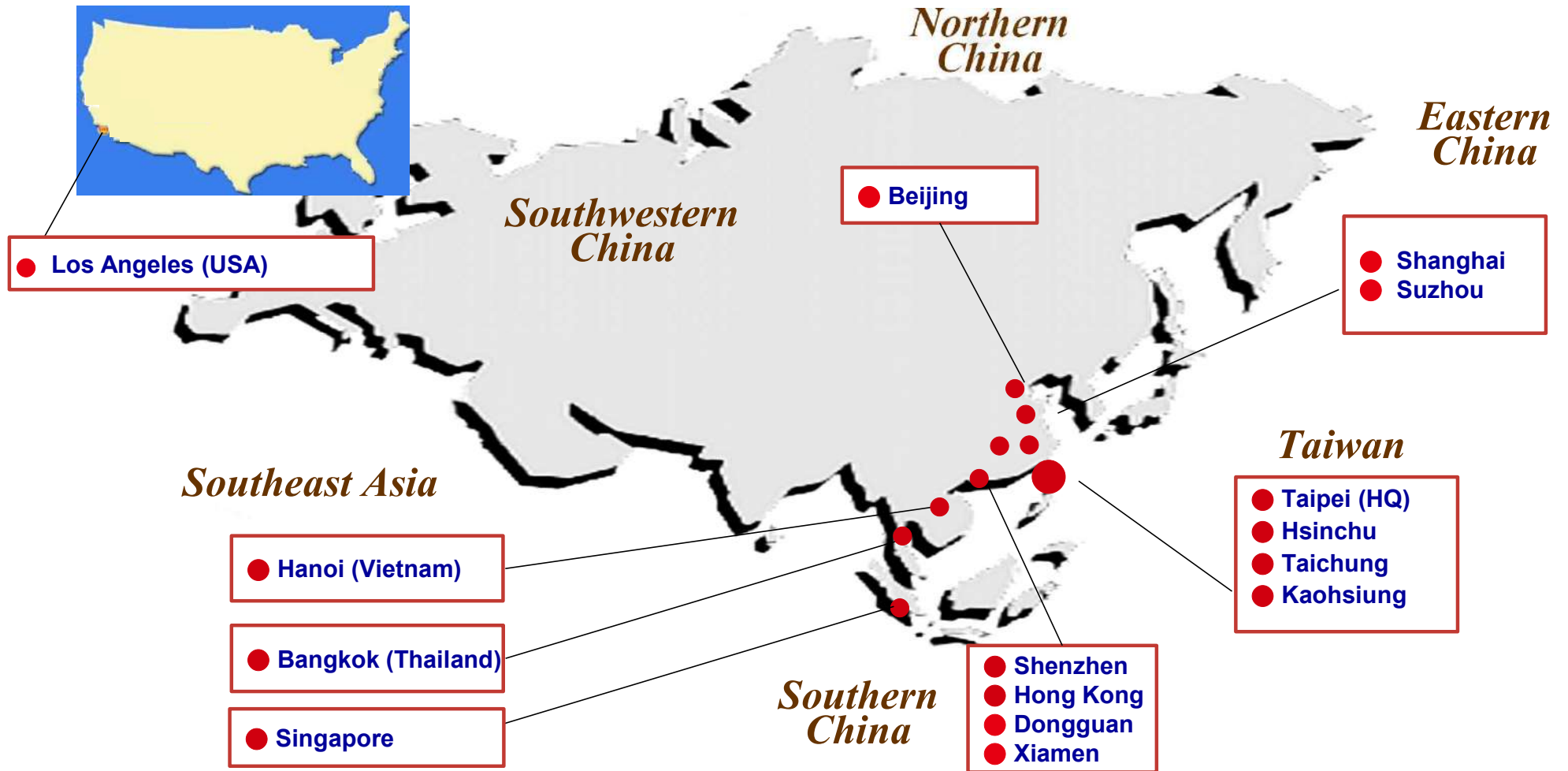


Solomon Taipei HQ

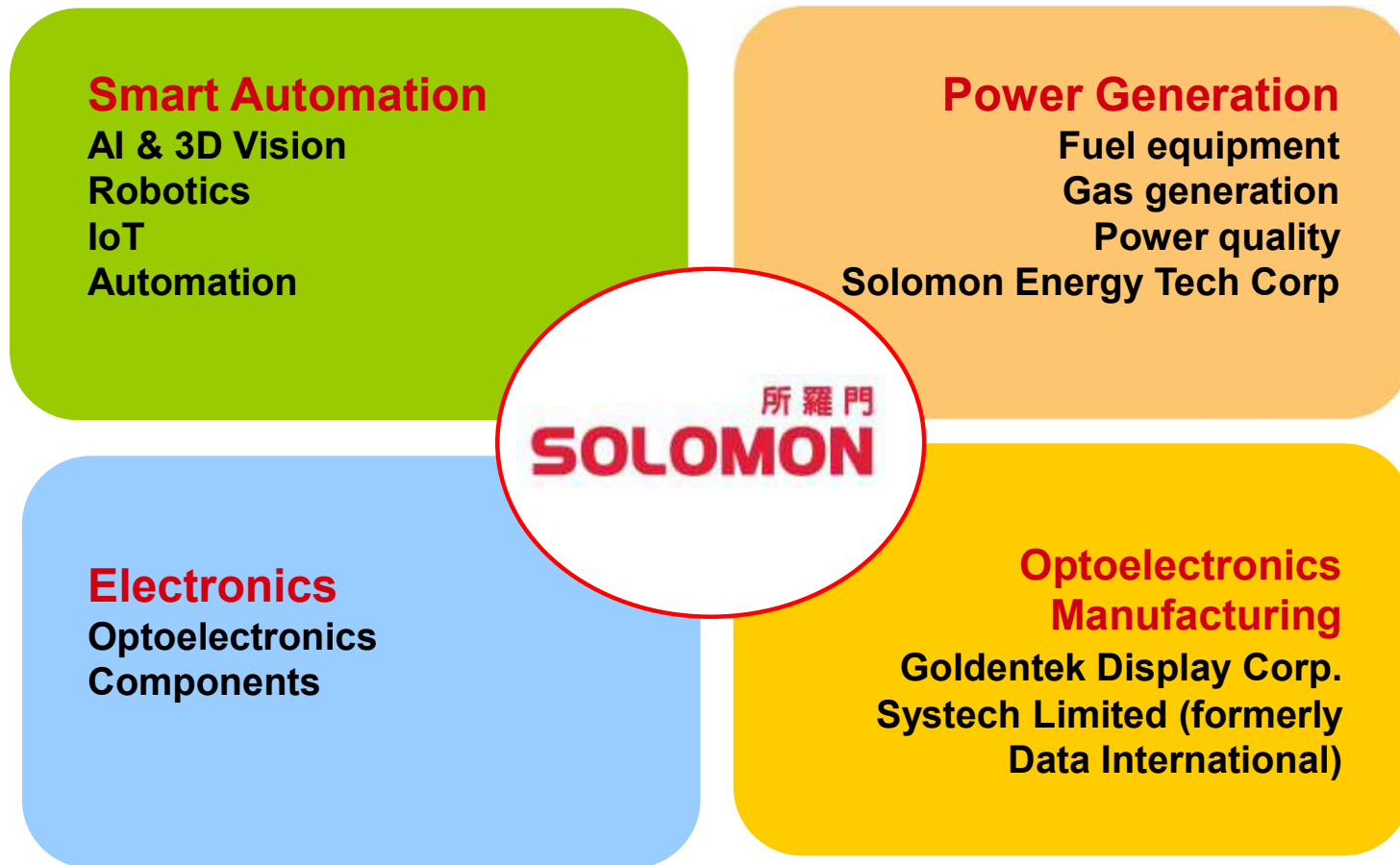


SOLOMON

Global Network



Solomon Group Core Structure



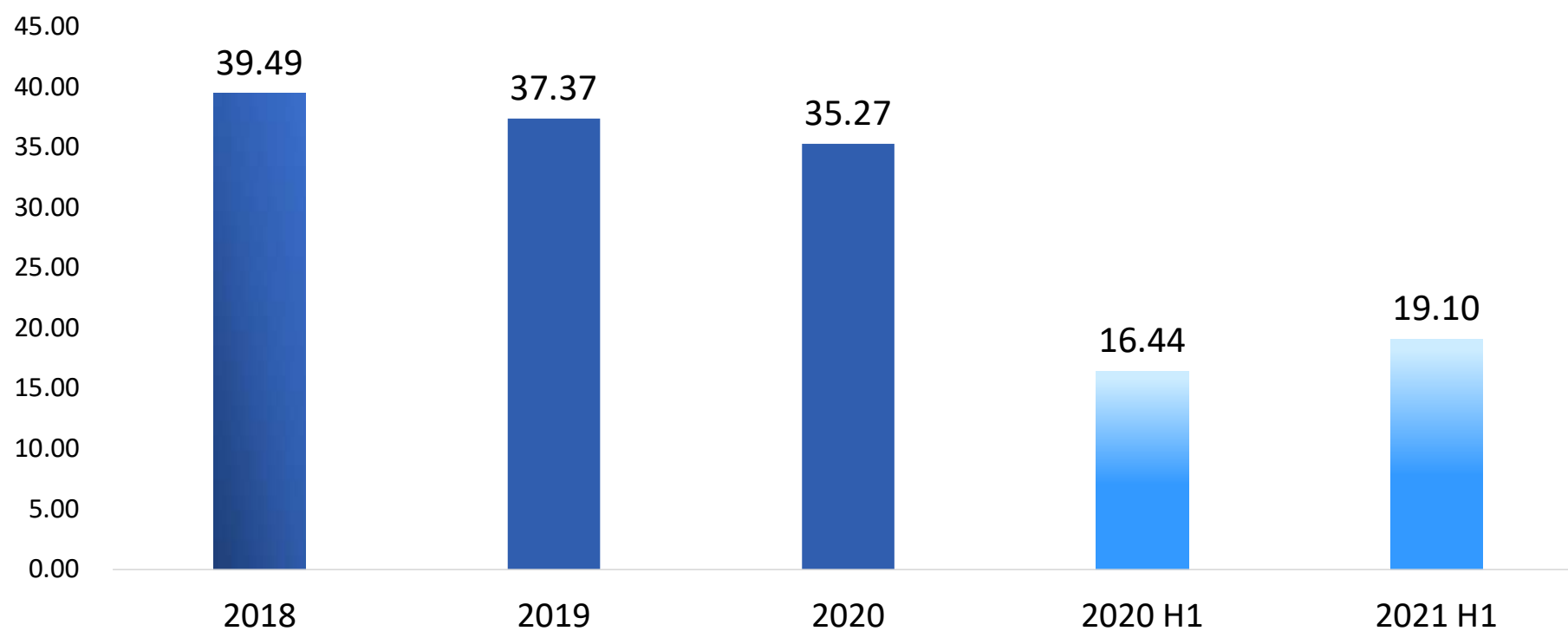
Agenda

- ※ Company Profile
- ※ **Financial Results**
- ※ Outlook & Strategy
- ※ Q&A

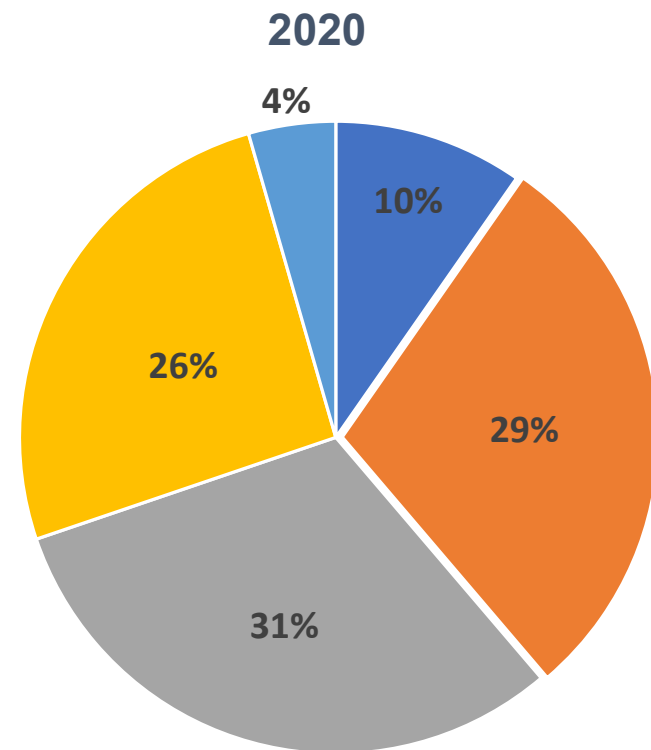
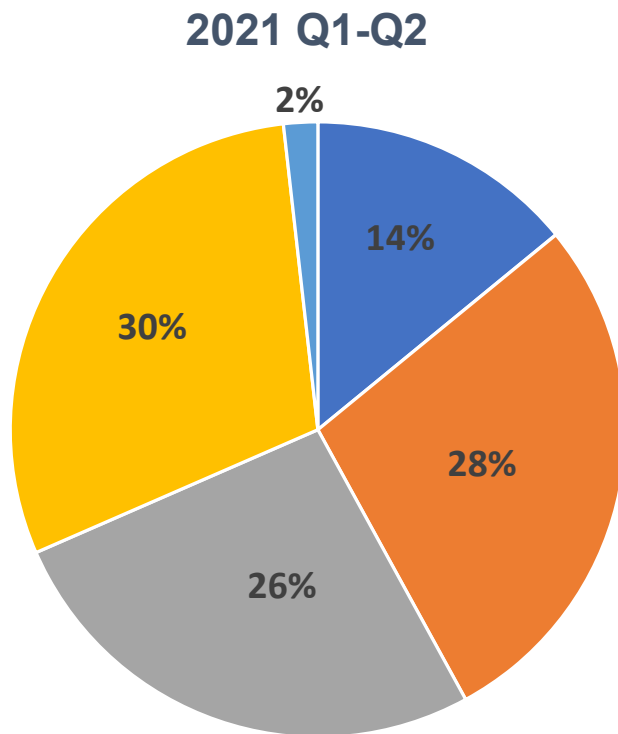
SOLOMON

Financial Results - Consolidated Revenue

Unit: NT\$ 100 million



Financial Results - Sales Breakdown (by BU)



■ Electronics ■ Optoelectronics ■ Energy & Power ■ Automation ■ Others

SOLOMON

Financial Results - Consolidated Income Statement

Unit: NT\$'000

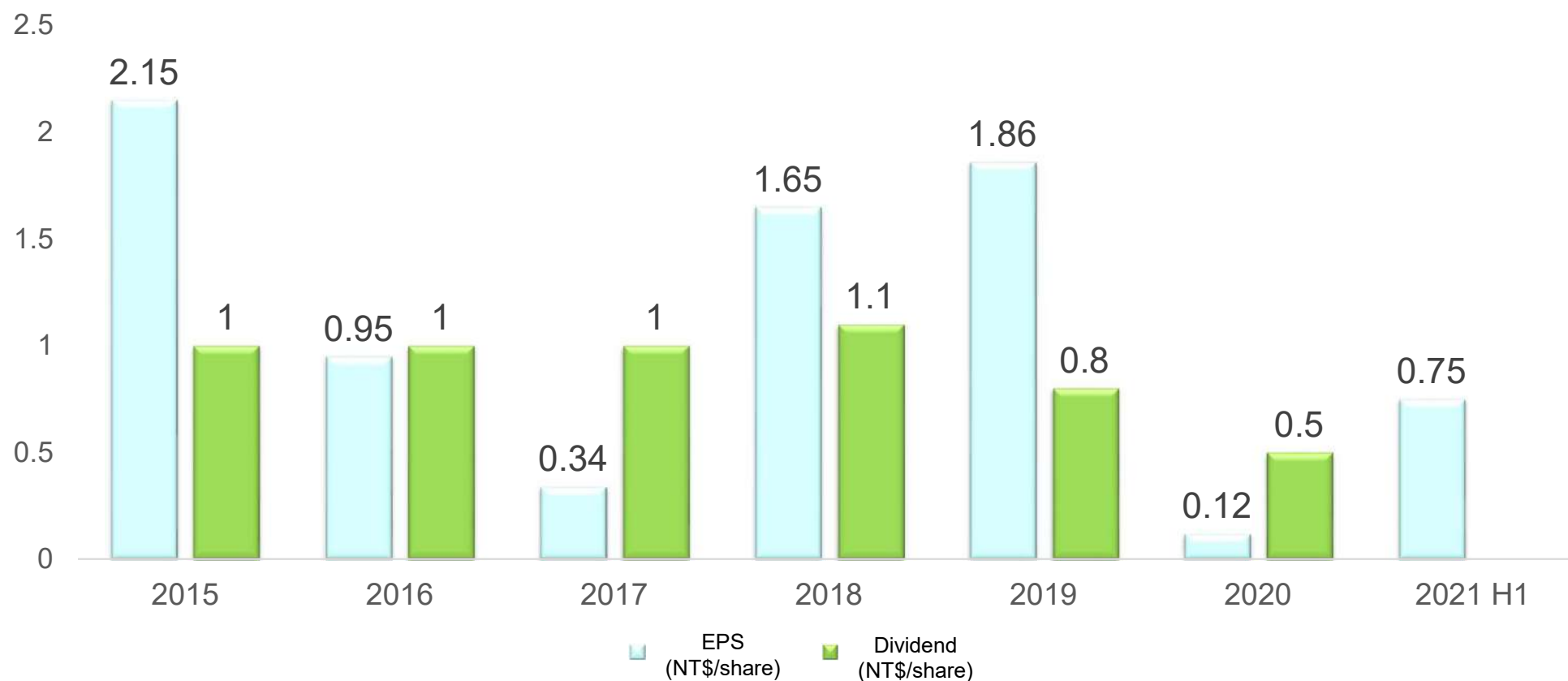
主要科目	2021年Q1-Q2		2020年Q1-Q2		與去年同期比較 %	2020年度	
	\$	%	\$	%		\$	%
Revenue	1,909,528	100.00	1,644,112	100.00	16.14	3,527,149	0.00
Gross profit	392,653	20.56	367,311	22.34	0.07	746,144	21.15
Operating expenses	(366,410)	(19.19)	(340,606)	(20.72)	0.08	(699,206)	(19.82)
Operating income	26,243	1.37	26,705	1.62	(0.02)	46,938	1.33
Interest income	33,458	1.75	16,922	1.03	0.98	39,033	1.11
Other income	31,786	1.66	49,036	2.98	(0.35)	86,329	2.45
Finance costs	(3,933)	(0.21)	(566)	(0.03)	5.95	(2,061)	(0.06)
Other gains and losses	61,041	3.20	(4,003)	(0.24)	16.25	(86,742)	(2.46)
Share of profit accounted for using equity method	2,342	0.12	421	0.03	4.56	448	0.01
Total non-operating income and expenses	124,694	7.58	61,810	3.76	1.02	37,007	1.05
Earnings before tax	150,937	7.90	88,515	5.38	0.71	83,945	2.38
Income tax	(15,962)	(0.84)	(30,046)	(1.83)	(0.47)	(53,555)	(1.52)
Net income	134,975	7.07	58,469	3.56	1.31	30,390	0.86
Profit (loss), attributable to owners of parent	128,778	6.74	53,003	3.22	1.43	20,318	0.58
EPS (NT\$)	0.75		0.31		1.42	0.12	

Financial Results - Consolidated Balance Sheet

Unit: NT\$ '000

Particulars	June 30, 2021		December 31, 2020		June 30, 2020	
	\$	%	\$	%	\$	%
Cash and cash equivalents	1,202,915	16.54	1,283,105	19.80	1,565,940	25.19
Financial assets	962,524	13.23	1,211,161	18.68	1,156,574	18.61
Accounts & notes receivable	870,124	11.96	693,053	10.69	760,229	12.23
Inventory	950,064	13.06	714,357	11.02	714,497	11.50
Other current assets	311,922	4.29	447,069	6.90	233,948	3.76
Financial assets at amortized cost	1,253,700	17.24	328,570	5.07	-	-
Property, plant & equipment	498,566	6.86	505,680	7.80	519,691	8.36
Investment property (net)	846,356	11.64	952,520	14.69	945,642	15.21
Other non-current assets	376,501	5.18	346,922	5.35	318,782	5.14
Total assets	7,272,672	100.00	6,482,437	100.00	6,215,303	100.00
Short term loans	1,142,852	15.71	397,377	6.13	-	-
Contract liabilities (current)	449,327	6.18	369,932	5.71	386,756	6.22
Accounts payable	412,710	5.68	505,537	7.80	493,164	7.93
Other payables	240,435	3.31	181,154	2.80	305,089	4.91
Other current liabilities	91,079	1.25	94,301	1.45	91,413	1.47
Other liabilities	51,873	0.71	64,982	1.00	72,769	1.17
Total liabilities	2,388,276	32.84	1,613,283	24.89	1,349,191	21.71
Total equity	4,884,396	67.16	4,869,154	75.11	4,866,112	78.29
Total liabilities & equity	7,272,672	100.00	6,482,437	100.00	6,215,303	100.00
Financial indicators						
Current ratio	184%		281%		347%	
Debt/asset ratio	33%		25%		22%	
Debt/equity ratio	49%		33%		28%	

Financial Results - EPS & Dividend Policy



Agenda

※ Company Profile

※ Financial Results

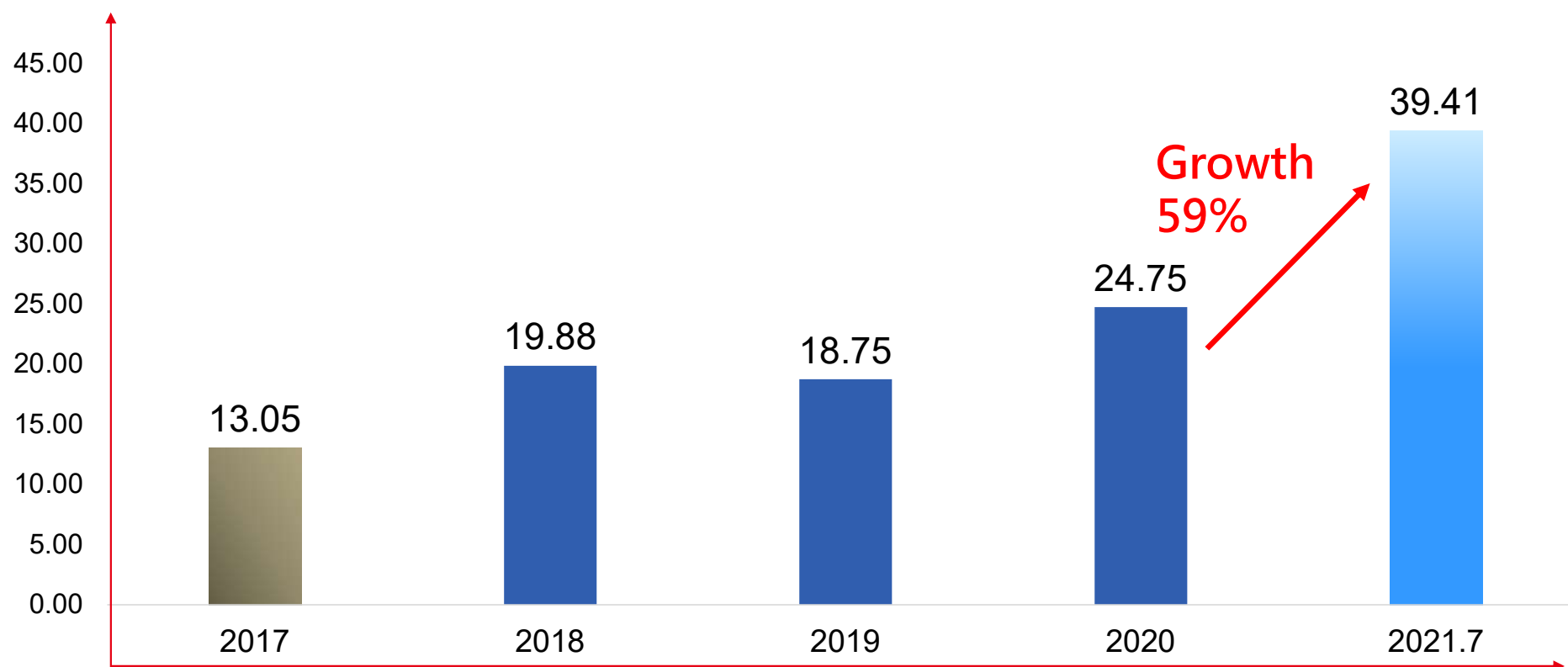
※ **Outlook & Strategy**

※ Q&A

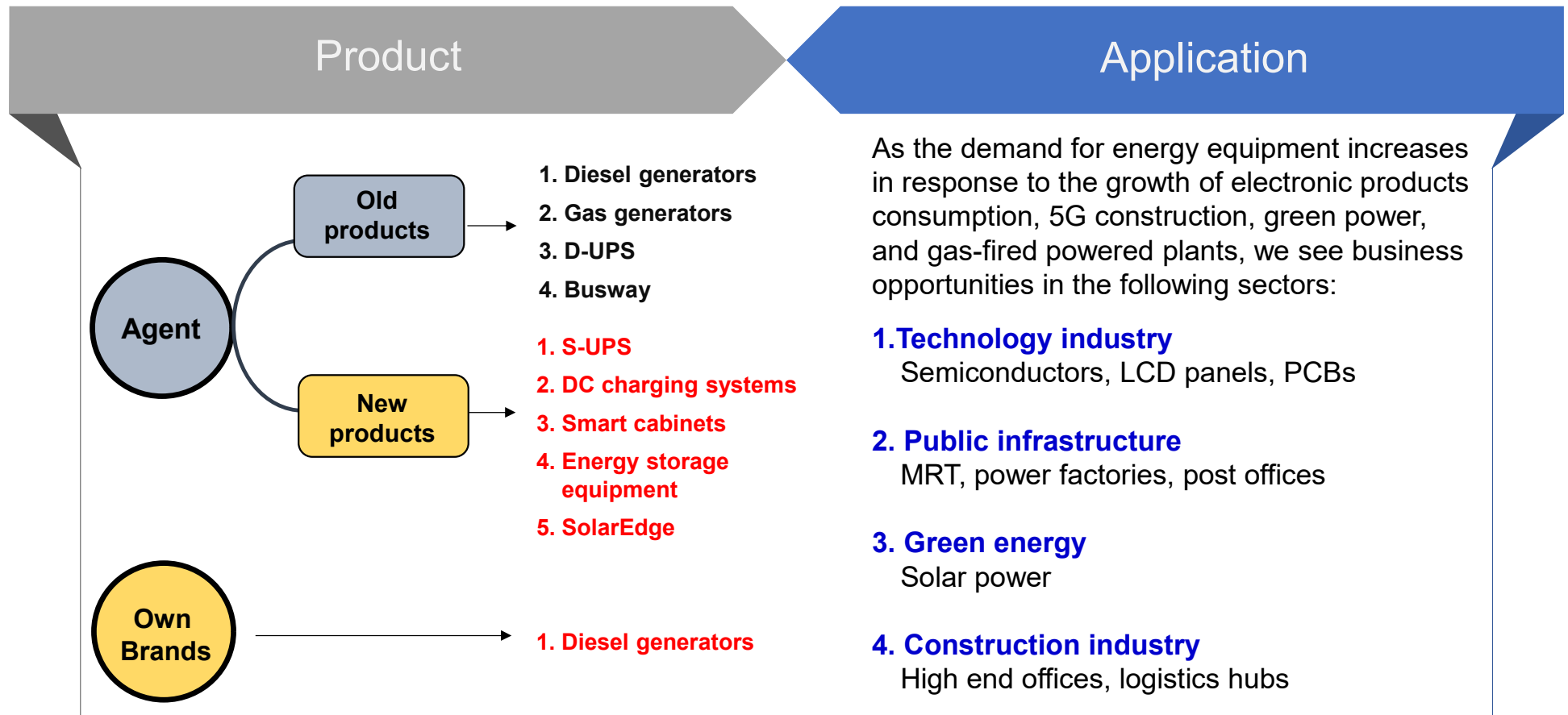
SOLOMON

Outlook & Strategy - Orders on Hand

Unit: NT\$ 100 million



Outlook & Strategy - Energy Equipment



SOLOMON

Outlook & Strategy - AI & 3D Vision

**3D Robotic
Vision Software**
(For manufacturing and logistics)



01

Leading choice of large
MNCs

02

Continue to win new
MNC customers

03

Continuous innovation to
sustain product leadership

Outlook & Strategy - AI & 3D Vision

AI Inspection Software

- **Inspect defects unrecognizable to rule-based vision systems**
 - Significantly reduce overkill rates of AOI systems
 - No need to customize; no need to program
- **Superior recognition & ease-of-use vs. leading American brand**
- **Taiwan customers - semiconductor OSAT, LED, AOI equipment**
- **Overseas customers - food, footwear**

SOLOMON

Accolades

Vision**Systems**
DESIGN
2019 **Innovators
Awards**
GOLD

VISION**SYSTEMS**DESIGN
2020 **Innovators
Awards**
SILVER

 **AccuPick**
reddot winner 2020
best of the best interface design


台灣精品 2021
TAIWAN EXCELLENCE



Taiwan Industrial Development Bureau

SI System Integration

IT Services

AI Technology Services

Agenda

- ※ Company Profile
- ※ Financial Results
- ※ Outlook & Strategy
- ※ **Q&A**

SOLOMON

