

SOLOMON

Solomon Technology Corporation Investor Presentation 2022

November 22 , 2022



SOLOMON Technology Corporation

Disclaimer

The following presentation and its associated contents contain forward-looking statements regarding operational strategy, financial results and business forecasts, which are based on internal information of the Company and observations of the overall external environment.

Forward-looking statements should not be understood or construed as guarantees of future performance, as such projections involve factors including but not limited to market demand, price fluctuations, competitive situation, global economic activity, foreign exchange rates, and other uncertainties beyond the control of the Company that may cause actual results to differ.

Information presented herein are based upon the Company's assumptions of the future outlook to date, and are not representative, explicit or implicit, of correctness, completeness or reliability. Should there be subsequent changes in circumstances, the Company does not assume any responsibility to update or review forward-looking statements.

The contents of this presentation should not be copied, edited, revised, shared or repurposed in any way without the knowledge or consent of the Company.

Agenda

- ※ **Company Profile**
- ※ **Financial Results**
- ※ **Outlook & Strategy**
- ※ **Q&A**

Agenda

- ※ **Company Profile**
- ※ Financial Results
- ※ Outlook & Strategy
- ※ Q&A

SOLOMON

Company Profile

- **Established:** 1990
- **Publicly Listed:** 1996 (TWSE 2359)
- **Capital:** NT\$1.715 billion
- **Core Businesses:** Machine Vision, IoT, Robotics, Automation, Energy Equipment, Optoelectronics



Solomon Taipei HQ



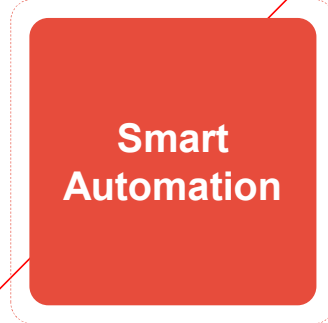
Global Network



Solomon Group Core Structure

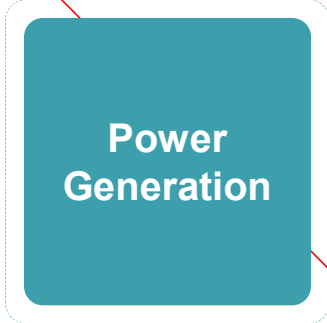
Smart Automation

AI & 3D Vision
Robotics
IoT
Automation




Power Generation

Fuel equipment
Gas generation
Power quality
Solomon Energy Tech Corp.



Electronics

Optoelectronics
Components



Optoelectronics Manufacturing

Goldentek Display Corp.
Solomon Data International Corp.(formerly Data International)

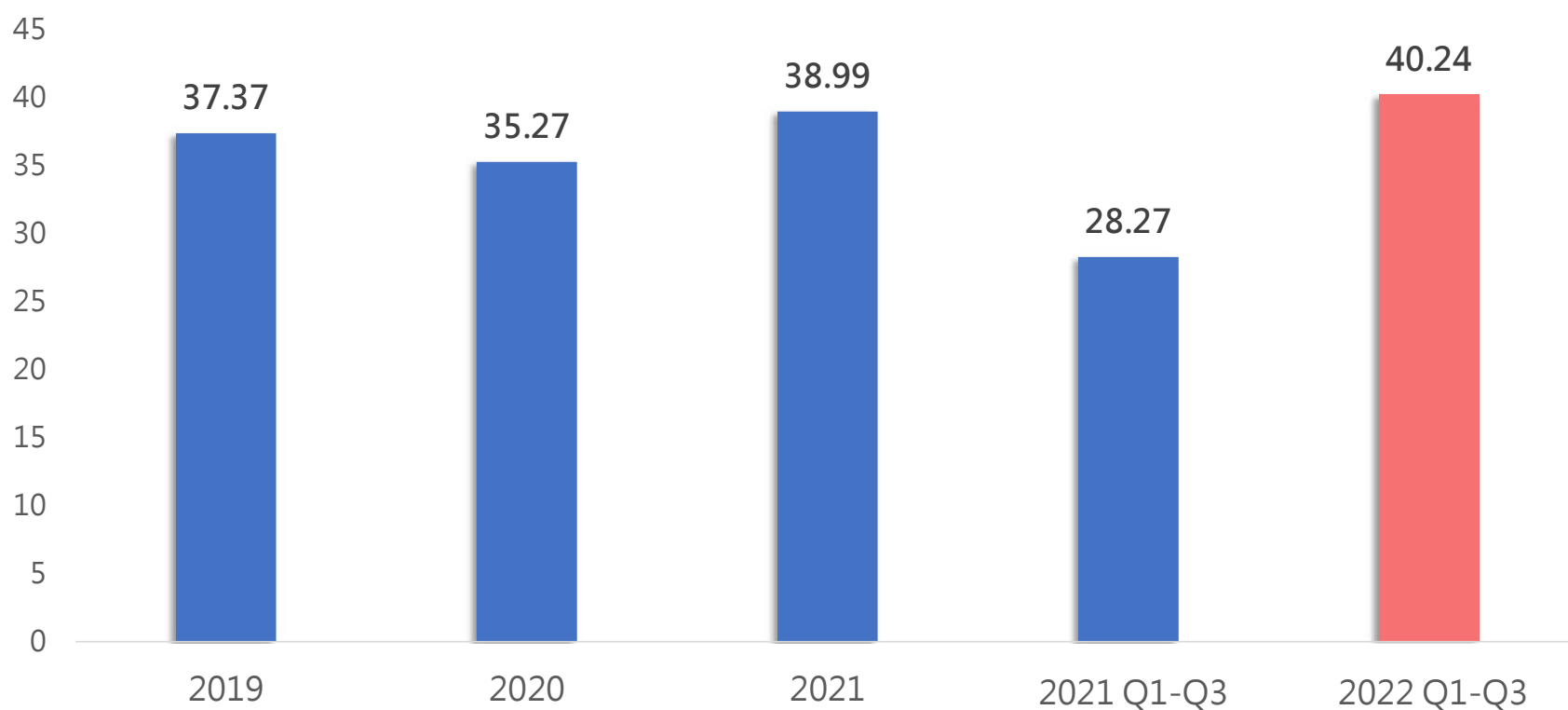


Agenda

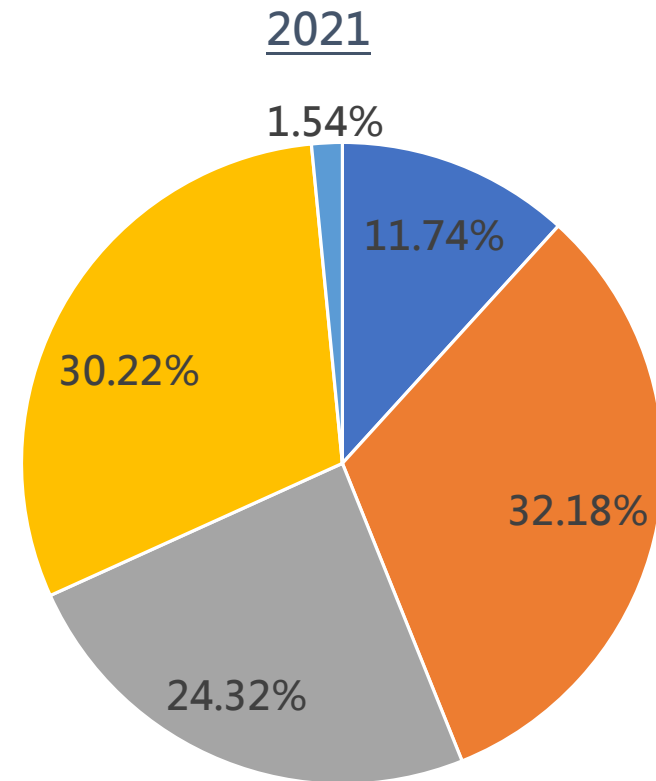
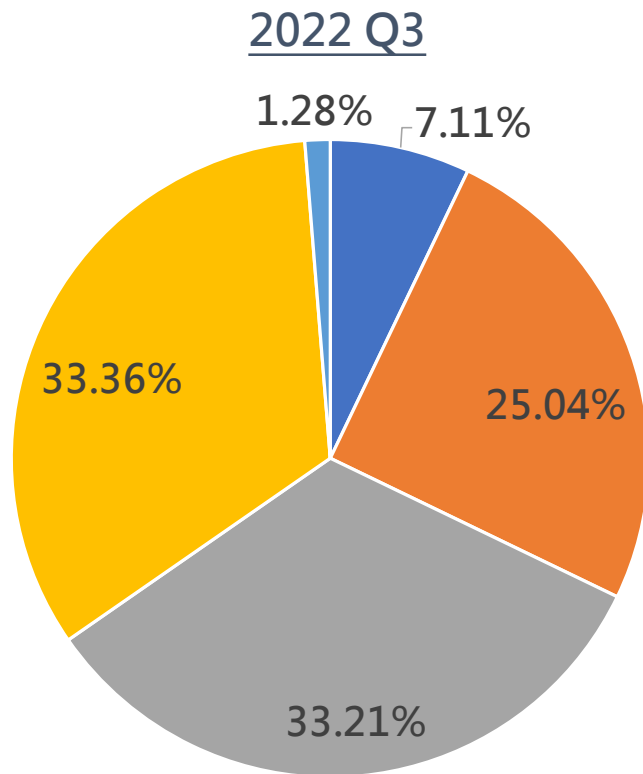
- ※ Company Profile
- ※ **Financial Results**
- ※ Outlook & Strategy
- ※ Q&A

Financial Results - Consolidated Revenue

Unit: NT\$ 100 million



Financial Results - Sales Breakdown (by BU)



■ Electronics ■ Optoelectronics ■ Energy & Power ■ Automation ■ Others

SOLOMON

Financial Results - Consolidated Income Statement

Unit: NT\$'000

Particulars	2022Q1-Q3		2021Q1-Q3		YoY %	2021	
	\$	%	\$	%		\$	%
Revenue	4,023,689	100.00	2,827,226	100.00	42.32	3,899,210	100.00
Gross profit	813,514	20.22	582,248	20.59	39.72	793,962	20.36
Operating expenses	(606,143)	(15.06)	(550,212)	(19.46)	10.17	(744,671)	(19.10)
Operating income	207,371	5.16	32,036	1.13	547.31	49,291	1.26
Interest income	90,238	2.24	60,517	2.14	49.11	88,526	2.27
Other income	82,493	2.05	51,552	1.82	60.02	67,815	1.74
Finance costs	(12,546)	(0.31)	(7,015)	(0.25)	78.85	(10,514)	(0.27)
Other gains and losses	279,058	6.94	3,300	0.12	8,356.30	61,818	1.59
Share of profit accounted for using equity method	7,110	0.18	2,668	0.09	166.49	1,745	0.04
Total non-operating income and expenses	446,353	11.10	111,022	3.92	302.04	209,390	5.37
Earnings before tax	653,724	16.26	143,058	5.05	356.96	258,681	6.63
Income tax	(168,974)	(4.20)	(27,144)	(0.96)	522.51	(42,317)	(1.09)
Net income	484,750	12.06	115,914	4.09	318.20	216,364	5.55
Profit (loss), attributable to owners of parent	468,323	11.64	112,679	3.99	315.63	198,514	5.09
EPS (NT\$)	2.73		0.66		313.64	1.16	

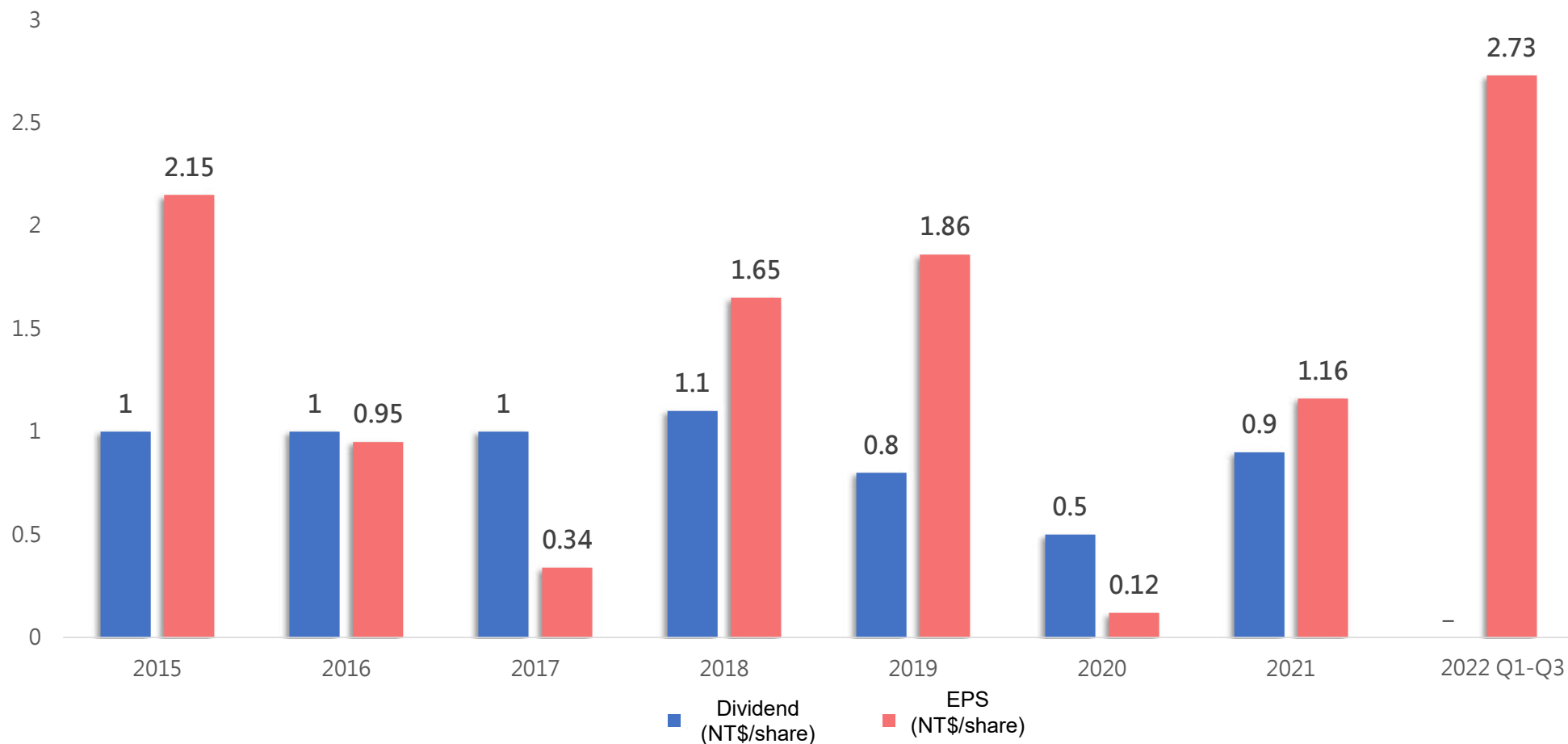
SOLOMON

Financial Results - Consolidated Balance Sheet

Unit: NT\$ '000

Particulars	September 30, 2022		December 31, 2021		September 30, 2021	
	\$	%	\$	%	\$	%
Cash and cash equivalents	2,276,844	26.13	1,379,390	17.49	1,246,288	16.60
Current financial assets	383,404	4.40	1,079,419	13.69	1,085,119	14.46
Accounts and notes receivable, net	1,026,649	11.78	799,876	10.14	810,352	10.80
Current inventories	1,262,151	14.49	1,181,374	14.98	876,163	11.68
Other current assets	663,501	7.62	533,565	6.77	540,557	7.20
Non-current financial assets at amortised cost	1,428,750	16.40	1,245,600	15.80	1,253,250	16.70
Property, plant and equipment	442,751	5.08	440,103	5.58	492,866	6.57
Investment property, net	885,230	10.16	893,635	11.33	847,133	11.29
Other non-current assets	342,891	3.94	333,020	4.22	352,727	4.70
Total assets	8,712,171	100.00	7,885,982	100.00	7,504,455	100.00
Current borrowings	1,268,215	14.56	1,307,264	16.58	1,304,476	17.38
Current contract liabilities	1,096,356	12.58	722,153	9.16	572,963	7.64
Accounts payable	518,602	5.95	517,393	6.56	429,410	5.72
Other payables	215,009	2.47	214,377	2.72	171,940	2.29
Other current liabilities	169,387	1.94	105,400	1.33	110,230	1.47
Other liabilities	103,321	1.19	44,095	0.56	49,428	0.66
Total liabilities	3,370,890	38.69	2,910,682	36.91	2,638,447	35.16
Total equity	5,341,281	61.31	4,975,300	63.09	4,866,008	64.84
Total liabilities and equity	8,712,171	100.00	7,885,982	100.00	7,504,455	100.00
Financial indicators						
Current ratio	172%		174%		176%	
Debt ratio	39%		37%		35%	
Debt to equity ratio	63%		59%		54%	

Financial Results - EPS & Dividend Policy



Agenda

※ Company Profile

※ Financial Results

※ **Outlook & Strategy**

※ Q&A

Outlook & Strategy - Energy Equipment

Product		
Agent	Current Product Line	Diesel Generator · Gas-Turbine Generator · Dynamic UPS · Busbar · Static UPS · DC Charging System · Smart Cabinet · Solar Inverter
	2023-2025 Key Product Line	System Engineering Continue to promote current product line and develop Energy Storage System, BMS, and EMS
Own Brands	SOLOMON Diesel Generator	

Application

- ✓ **Technology Sector**
 - ◆ Semiconductor
 - ◆ Panel ◆ PCB
- ✓ **Public Infrastructure**
 - ◆ MRT ◆ Power Plants
 - ◆ Postal Office
- ✓ **Green Energy**
 - ◆ Solar Energy
- ✓ **Real Estates**
 - ◆ High End Commercial Building
 - ◆ Logistic Centers
 - ◆ Urban Redevelopments

SOLOMON

Outlook & Strategy - AI & 3D Vision

3D Robotic Vision Software (For manufacturing and logistics)

DB SCHENKER

SIEMENS

Valeo

TRANE

YKK

GIANT

ASE GROUP

CAT

GOODYEAR

DENSO

BAOSTEEL



Audi

okura

amun

OMRON

Haier

TATA

KUOZUI

國立故宮博物院
NATIONAL PALACE MUSEUM

- ✓ Leading choice of large MNCs
- ✓ Continue to win new MNC customers
- ✓ Continuous innovation to sustain product leadership

Outlook & Strategy - AI & 3D Vision

AI Inspection Software

Solomon AI Inside

- ✓ Inspect defects unrecognizable to rule-based vision systems
 - *Significantly reduce overkill rates of AOI systems
 - *No need to customize; no need to program
- ✓ Superior recognition & ease-of-use vs. leading American brand
- ✓ Taiwan customers - semiconductor OSAT, LED, AOI equipment
- ✓ Overseas customers - food, footwear

SOLOMON

Accolades

VisionSystems
DESIGN
2019 **Innovators
Awards**
GOLD

VISIONSYSTEMSDESIGN
2020 **Innovators
Awards**
SILVER



AccuPick

reddot winner 2020
best of the best interface design



TAIWAN
EXCELLENCE 2023



Taiwan Industrial Development Bureau

SI System Integration

IT Services

AI Technology Services

Agenda

- ※ Company Profile
- ※ Financial Results
- ※ Outlook & Strategy
- ※ **Q&A**

SOLOMON

Thank You

